山金期货有限公司
SHANDONG GOLD FUTURES CO.,LTD.
SD-GOLD

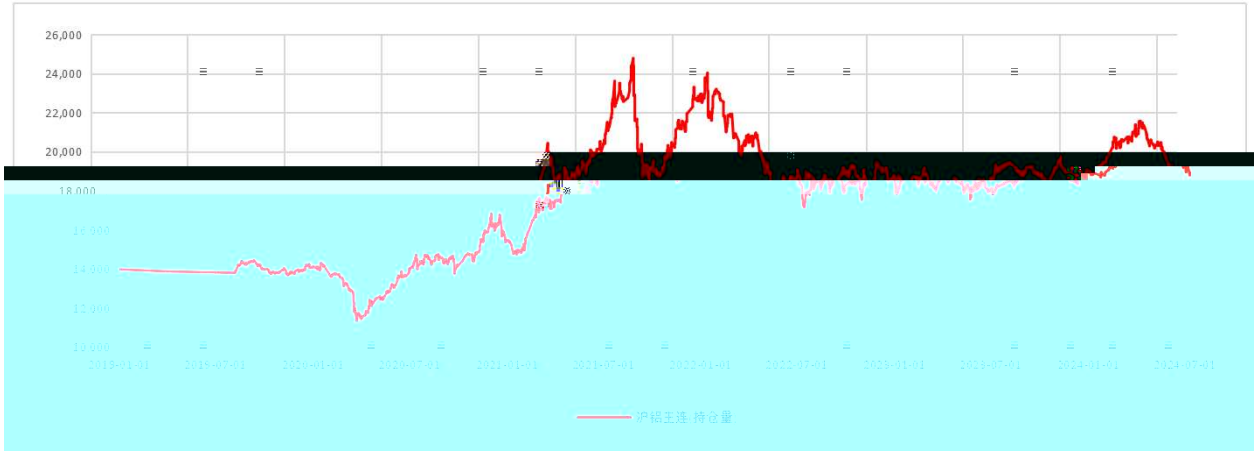
26,000
24,000
22,000
20,000
18,000
16,000
14,000
12,000
10,000
2019-01-01
2019-07-01
2020-01-01
2020-07-01
2021-01-01
2021-07-01
2022-01-01
2022-07-01
2023-01-01
2023-07-01
2024-01-01
2024-07-01
沪铝主连 持仓量

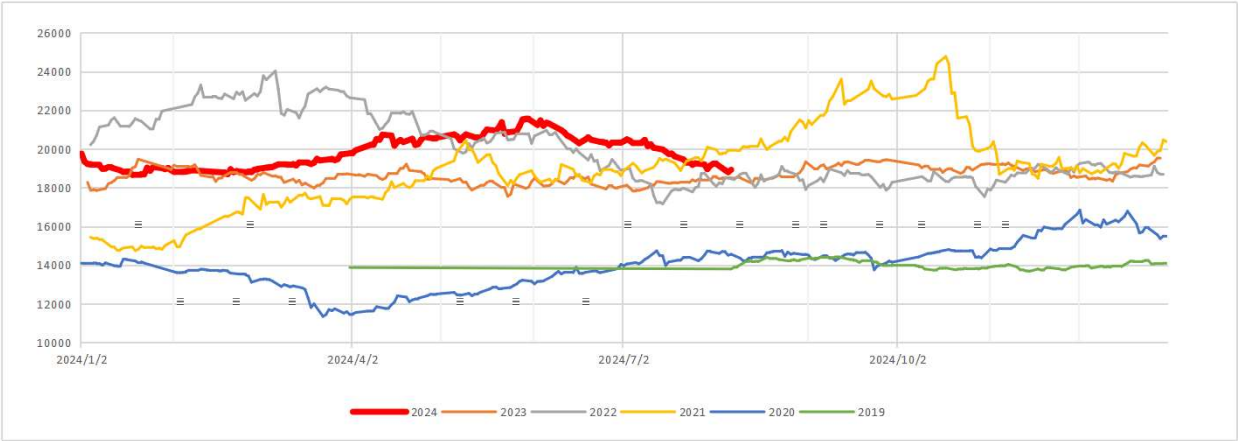
26000
24000
22000
20000
18000
16000
14000
12000
10000
2024/1/2
2024/4/2
2024/7/2
2024/10/2
2024
2023
2022
2021
2020
2019

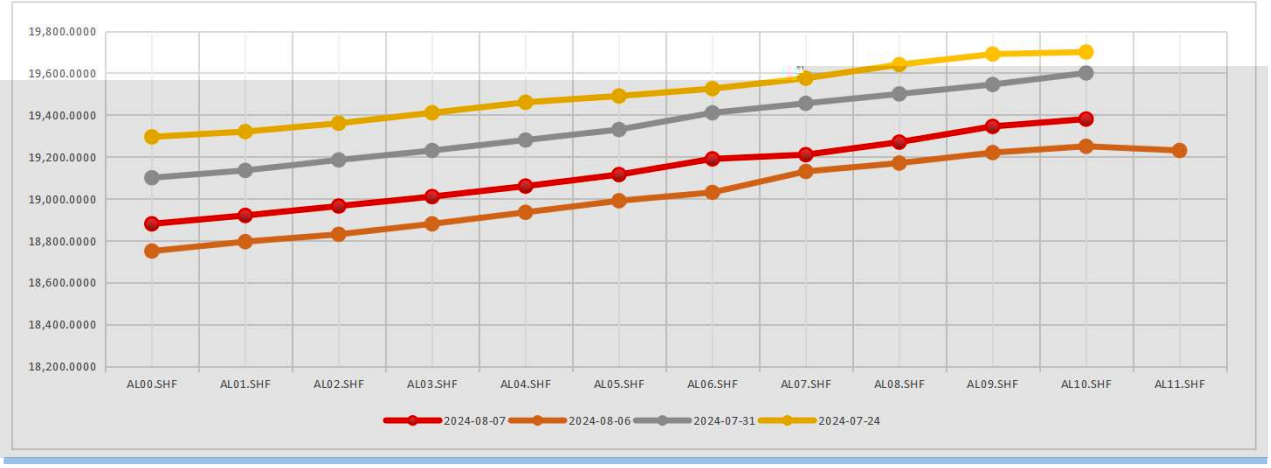
19,800.0000
19,600.0000
19,400.0000
19,200.0000
19,000.0000
18,800.0000
18,600.0000
18,400.0000
18,200.0000
AL00.SHF
AL01.SHF
AL02.SHF
AL03.SHF
AL04.SHF
AL05.SHF
AL06.SHF
AL07.SHF
AL08.SHF
AL09.SHF
AL10.SHF
AL11.SHF
2024-08-07
2024-08-06
2024-07-31
2024-07-24

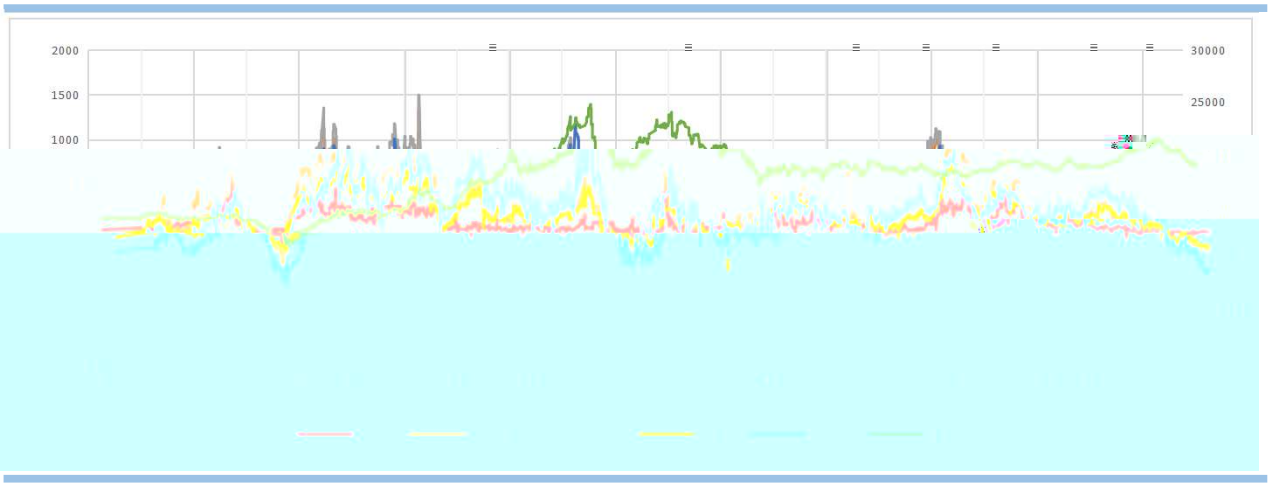
2000
1500
1000
30000
25000

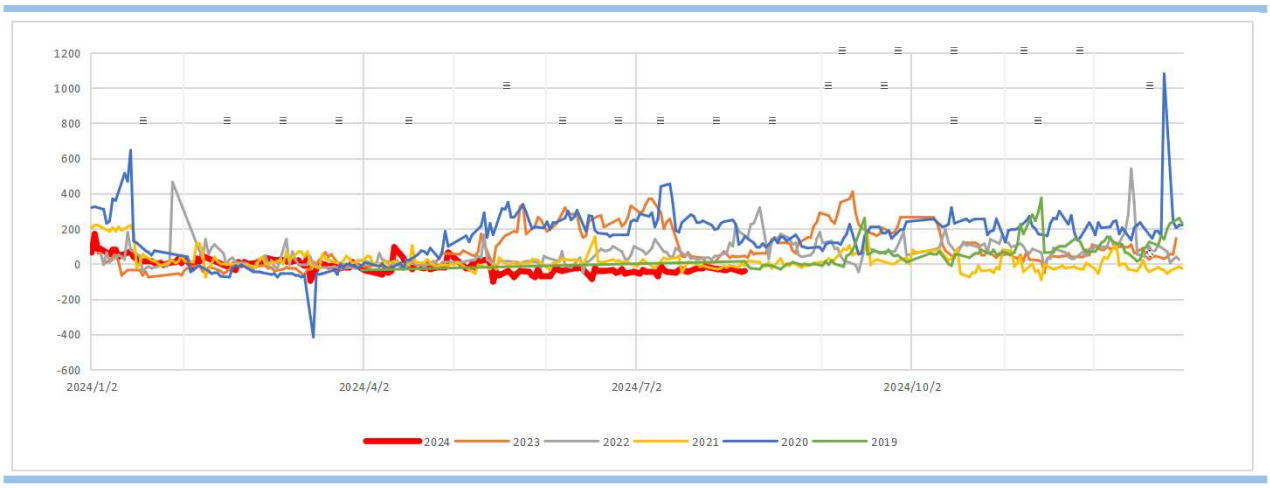
1200
1000
800
600
400
200
0
-200
-400
-600
2024/1/2
2024/4/2
2024/7/2
2024/10/2
2024
2023
2022
2021
2020
2019

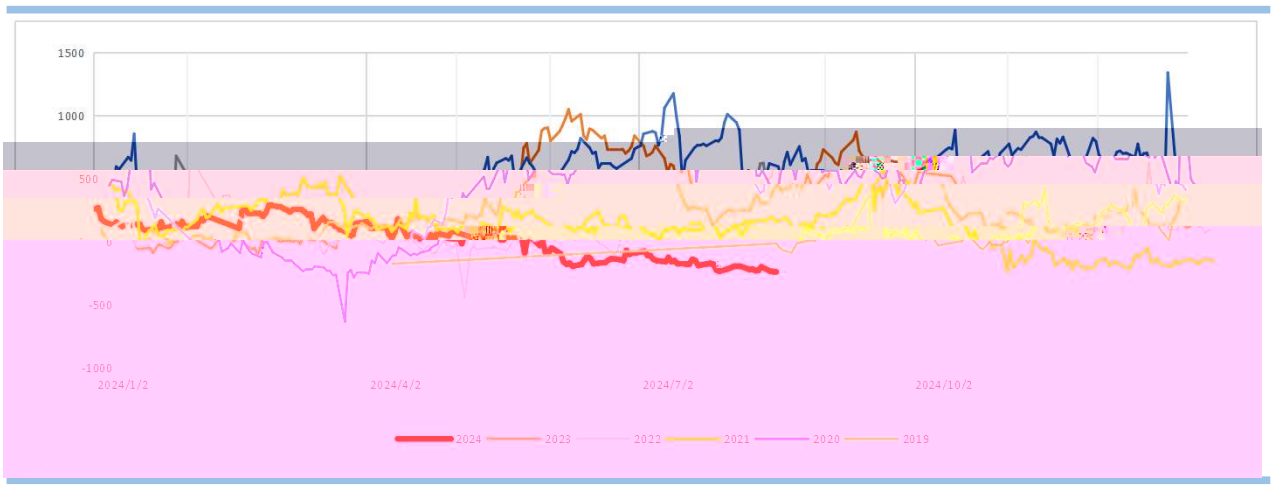
1500
1000
500
0
-500
-1000
2024/1/2
2024/4/2
2024/7/2
2024/10/2
2024
2023
2022
2021
2020
2019

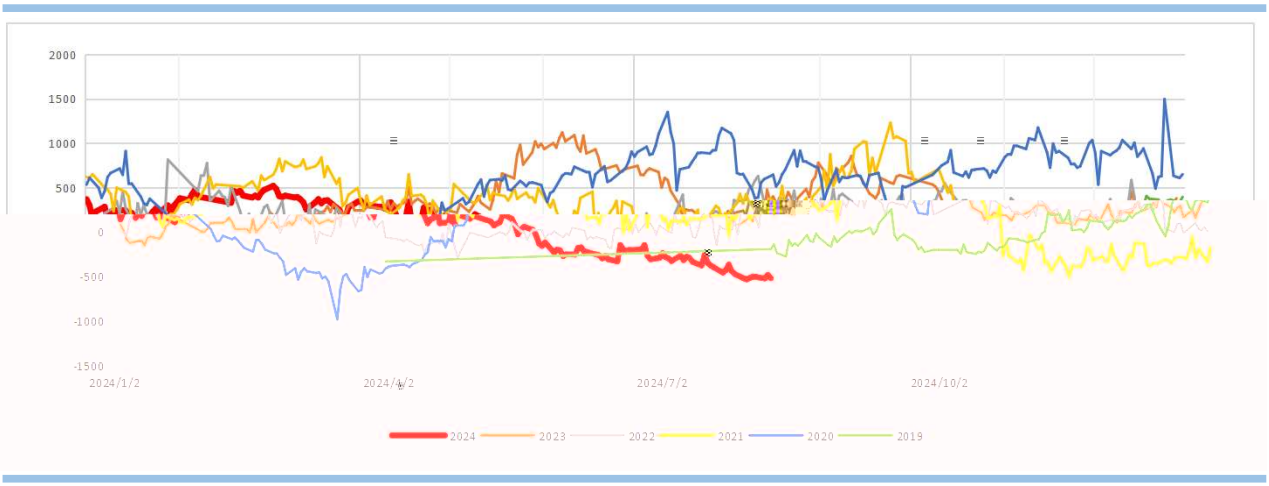
2000
1500
1000
500
0
-500
-1000
-1500
2024/1/2
2024/4/2
2024/7/2
2024/10/2
2024
2023
2022
2021
2020
2019

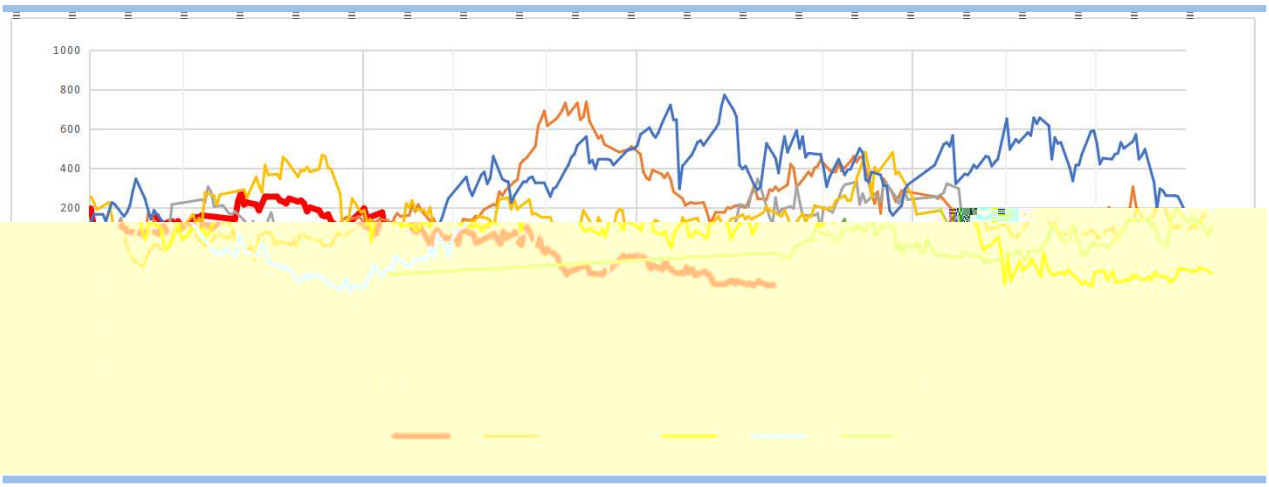
1000
800
600
400
200

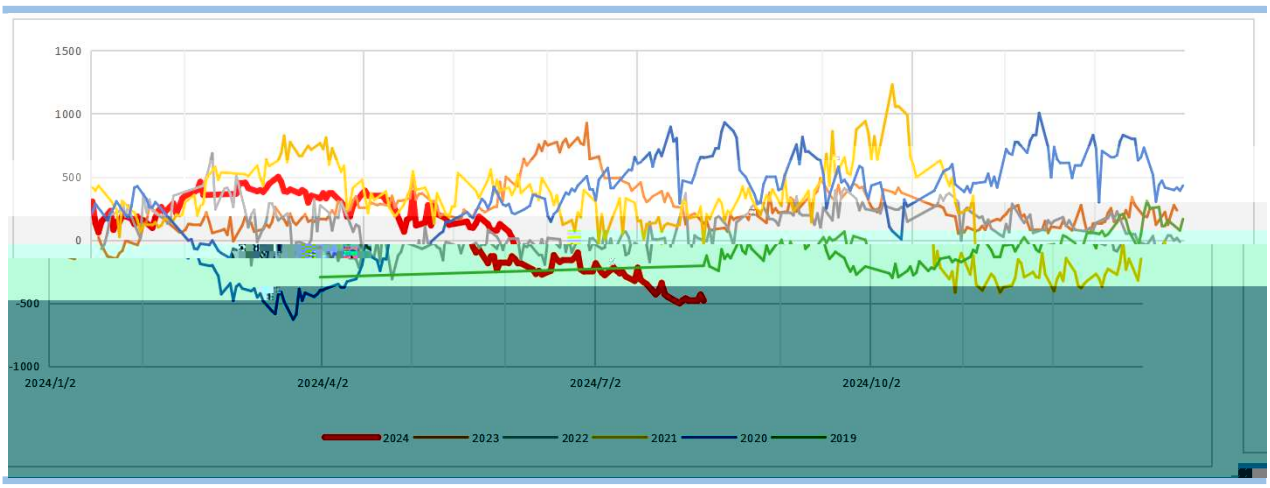
1500
1000
500
0
-500
-1000
2024/1/2
2024/4/2
2024/7/2
2024/10/2
2024
2023
2022
2021
2020
2019

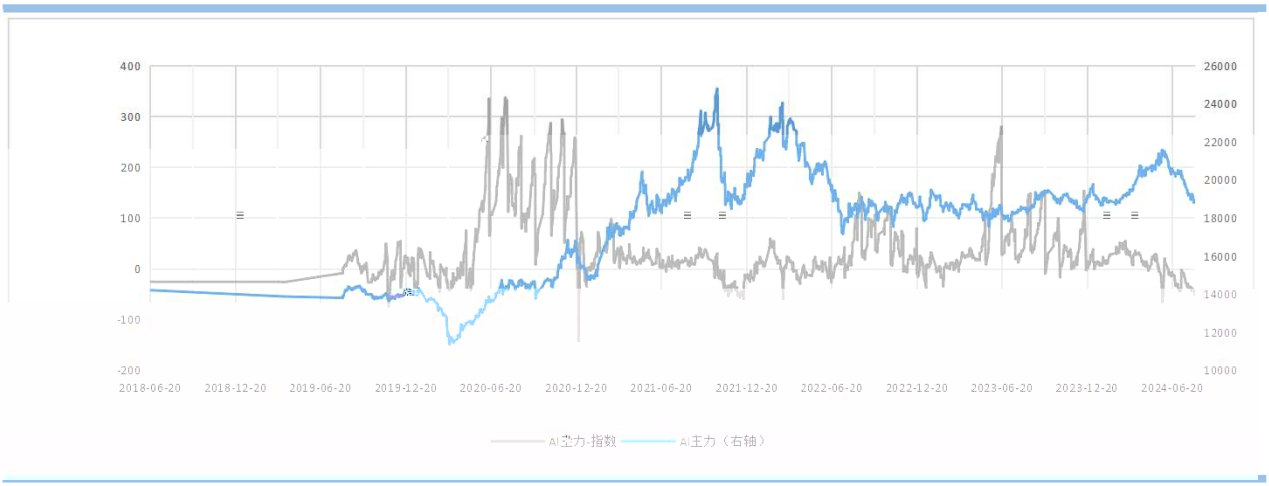
400
300
200
100
0
-100
-200
26000
24000
22000
20000
18000
16000
14000
12000
10000
2018-06-20
2018-12-20
2019-06-20
2019-12-20
2020-06-20
2020-12-20
2021-06-20
2021-12-20
2022-06-20
2022-12-20
2023-06-20
2023-12-20
2024-06-20
AI空力-指数
AI主力（右轴）

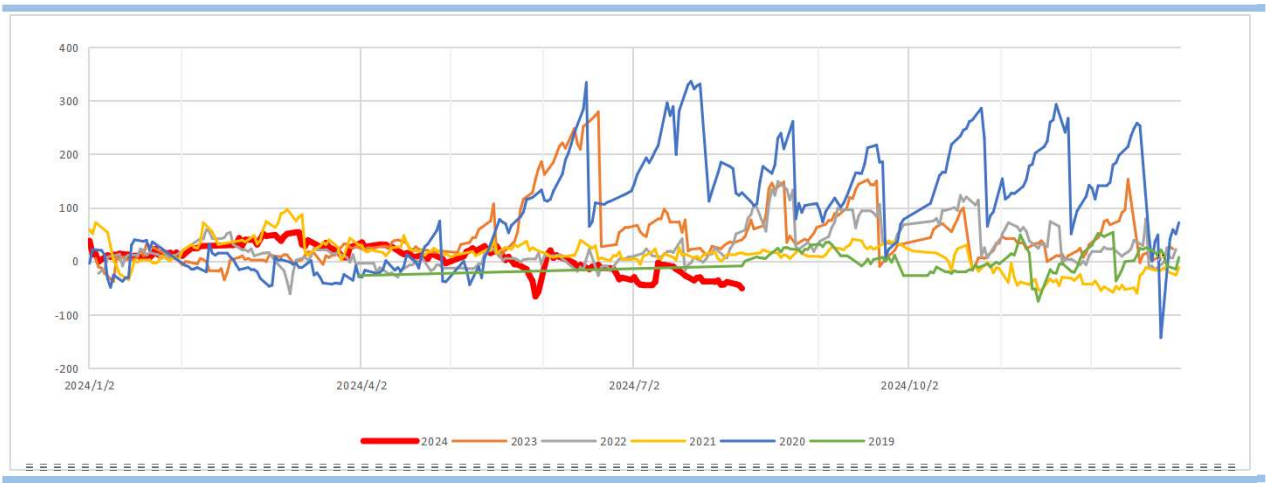
400
300
200
100
0
-100
-200
2024/1/2
2024/4/2
2024/7/2
2024/10/2
2024
2023
2022
2021
2020
2019

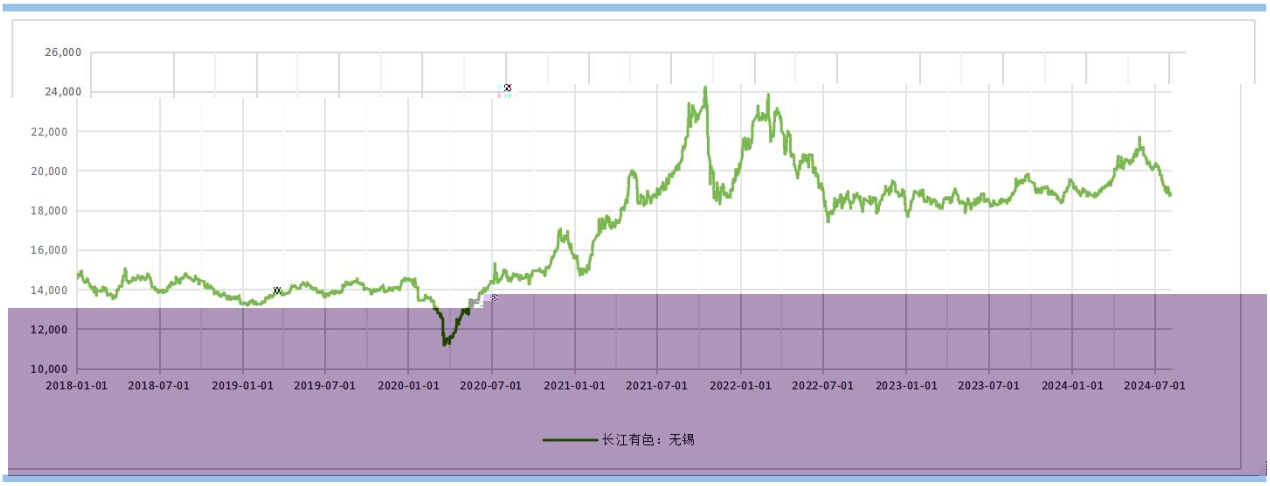
26,000
24,000
22,000
20,000
18,000
16,000
14,000
12,000
10,000
2018-01-01
2018-07-01
2019-01-01
2019-07-01
2020-01-01
2020-07-01
2021-01-01
2021-07-01
2022-01-01
2022-07-01
2023-01-01
2023-07-01
2024-01-01
2024-07-01
长江有色：无锡

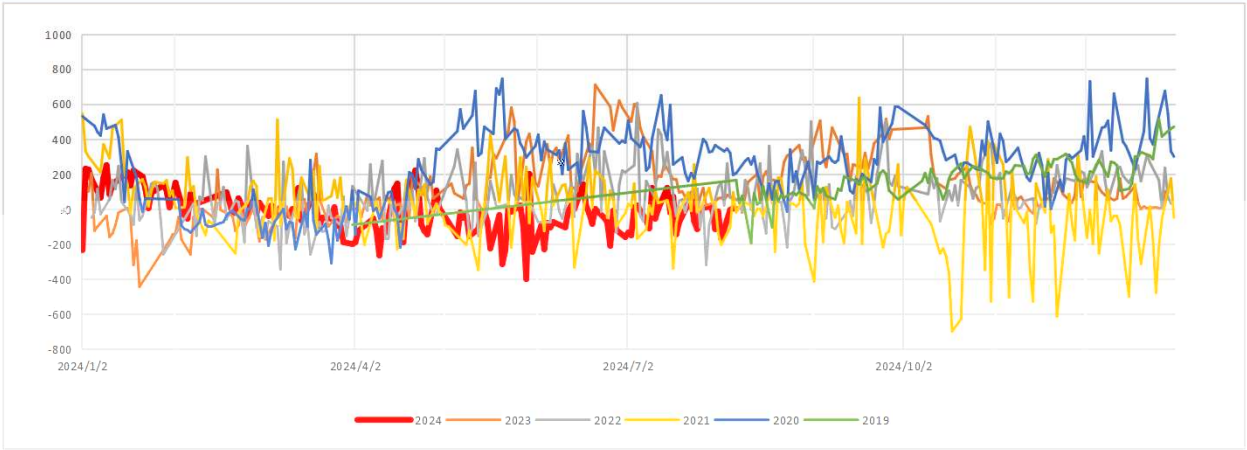
1000
800
600
400
200
0
-200
-400
-600
-800
2024/1/2
2024/4/2
2024/7/2
2024/10/2
2024
2023
2022
2021
2020
2019

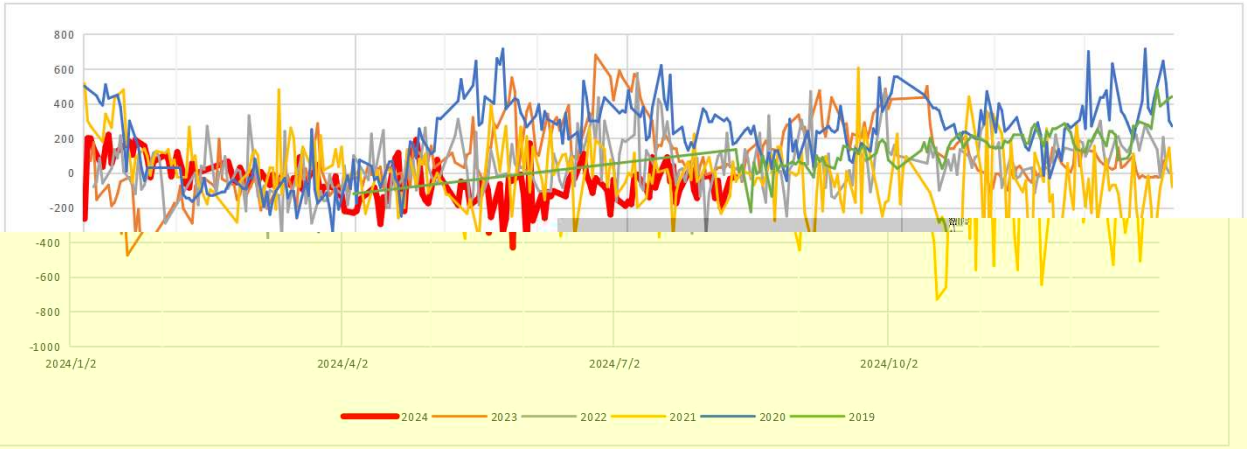
800
600
400
200
0
-200
-400
-600
-800
-1000
2024/1/2
2024/4/2
2024/7/2
2024/10/2
2024
2023
2022
2021
2020
2019

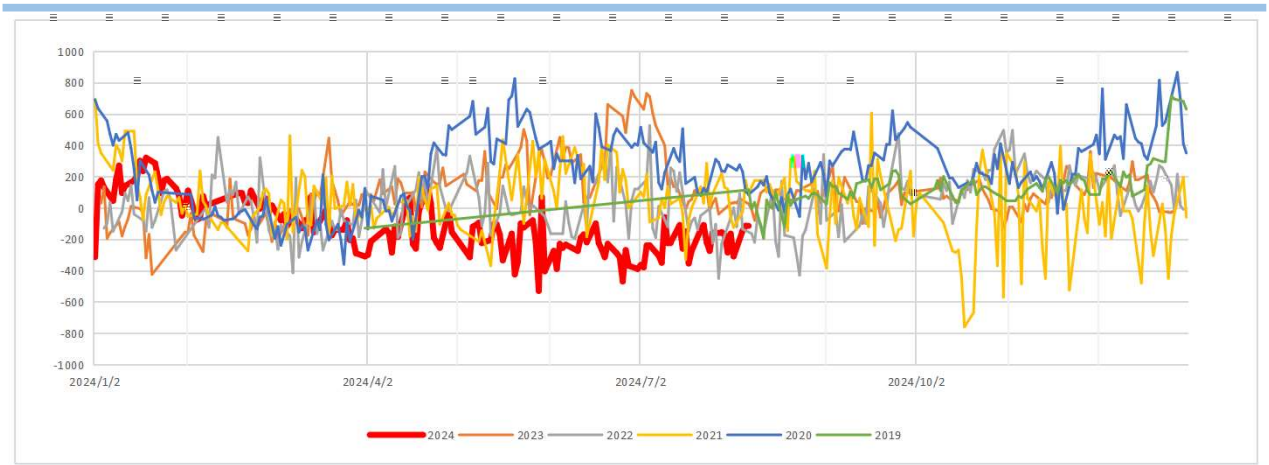
1000
800
600
400
200
0
-200
-400
-600
-800
-1000
2024/1/2
2024/4/2
2024/7/2
2024/10/2
2024
2023
2022
2021
2020
2019

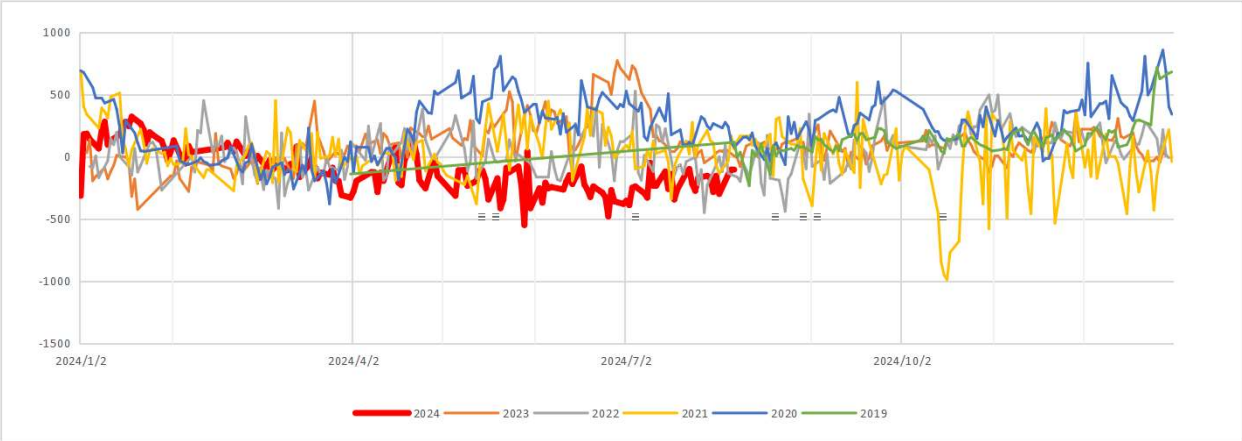
1000
500
0
-500
-1000
-1500
2024/1/2
2024/4/2
2024/7/2
2024/10/2
2024
2023
2022
2021
2020
2019

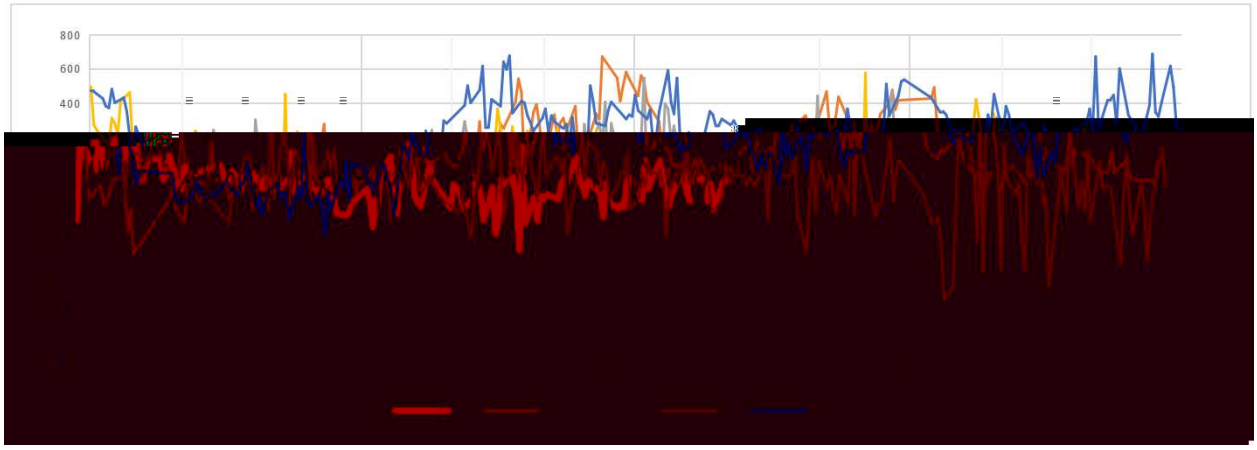
800
600
400

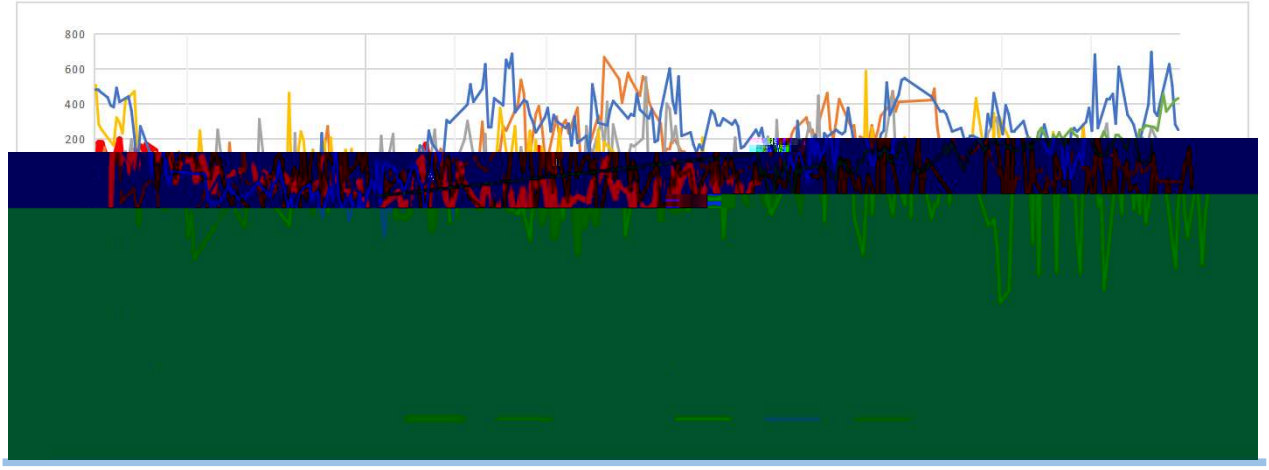
800
600
400
200

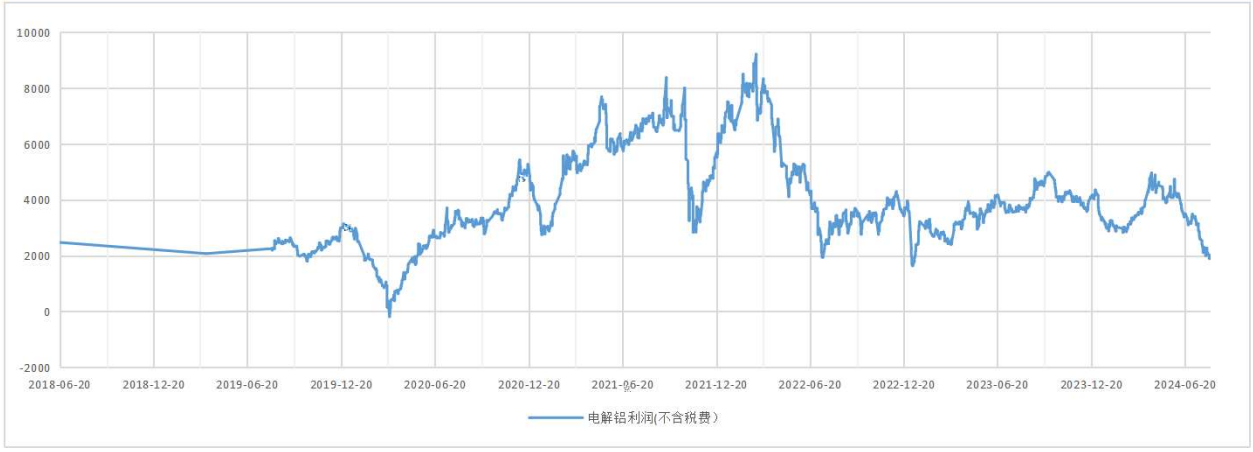
10000
8000
6000
4000
2000
0
-2000
2018-06-20
2018-12-20
2019-06-20
2019-12-20
2020-06-20
2020-12-20
2021-06-20
2021-12-20
2022-06-20
2022-12-20
2023-06-20
2023-12-20
2024-06-20
电解铝利润(不含税费)

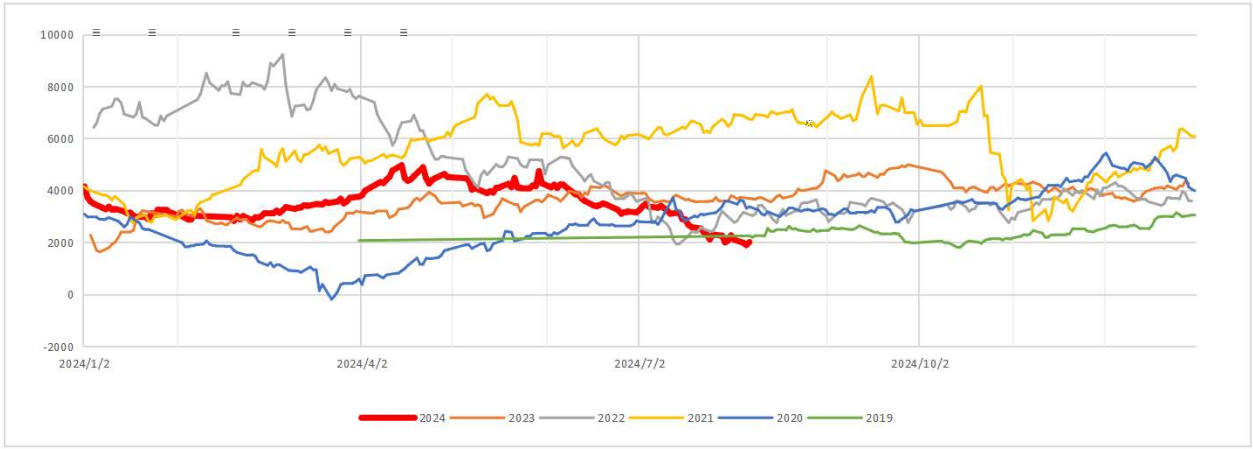
10000
8000
6000
4000
2000
0
-2000
2024/1/2
2024/4/2
2024/7/2
2024/10/2
2024
2023
2022
2021
2020
2019

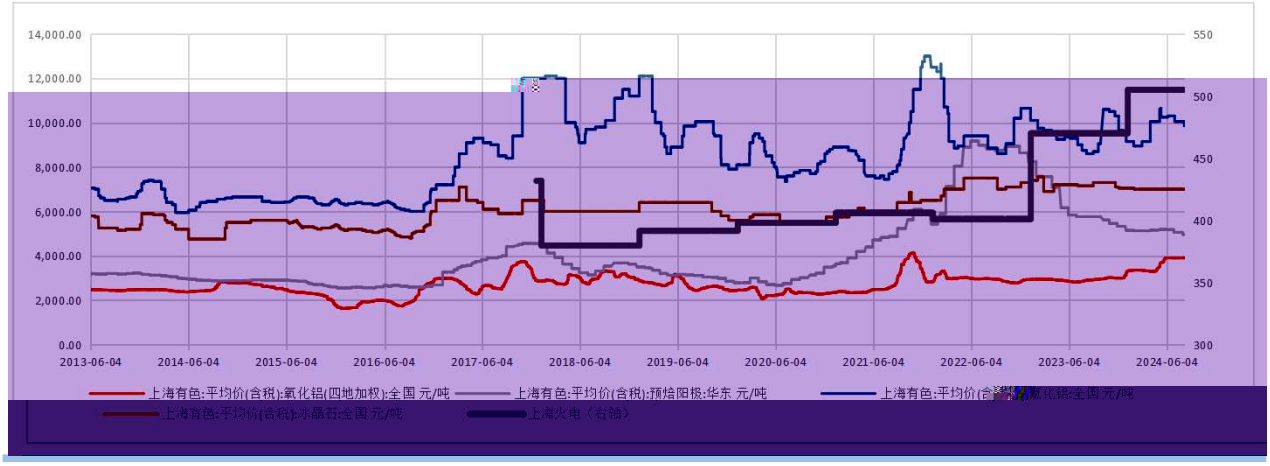
14,000.00
12,000.00
10,000.00
8,000.00
6,000.00
4,000.00
2,000.00
0.00
550
500
450
400
350
300
2013-06-04
2014-06-04
2015-06-04
2016-06-04
2017-06-04
2018-06-04
2019-06-04
2020-06-04
2021-06-04
2022-06-04
2023-06-04
2024-06-04
上海有色:平均价(含税):氧化铝(四地加权):全国 元/吨
上海有色:平均价(含税):预焙阳极:华东 元/吨
上海有色:平均价(含税):冰晶石:全国 元/吨
上海火电（右轴）

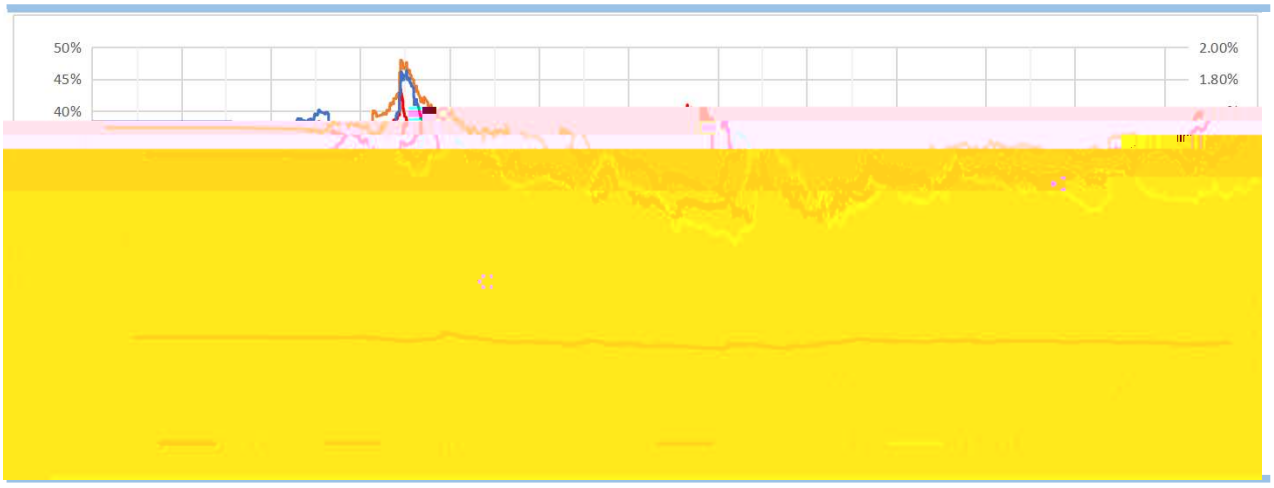
50%
45%
40%
2.00%
1.80%

45%
35%
30%
25%
20%
15%
10%
5%
0%
10,000
12,000
14,000
16,000
20,000
22,000
24,000
26,000
2018-06-20
2018-12-20
2019-06-20
2019-12-20
2020-06-20
2020-12-20
2021-06-20
2021-12-20
2022-06-20
2022-12-20
2023-06-20
2023-12-20
2024-06-20
氧化铝/电解铝
Al主力（右轴）

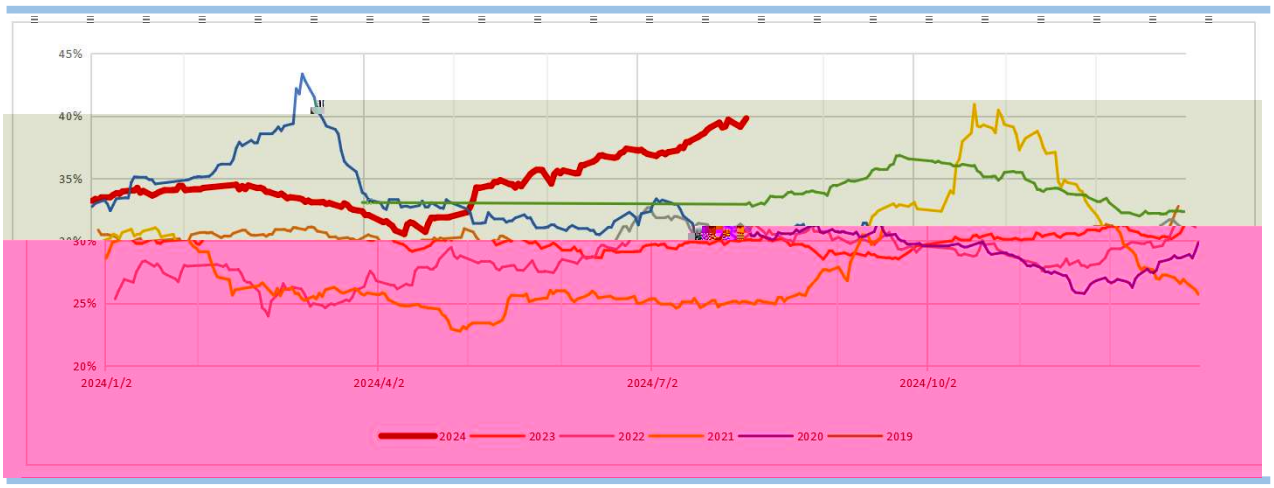
45%
40%
35%
25%
20%
2024/1/2
2024/4/2
2024/7/2
2024/10/2
2024
2023
2022
2021
2020
2019

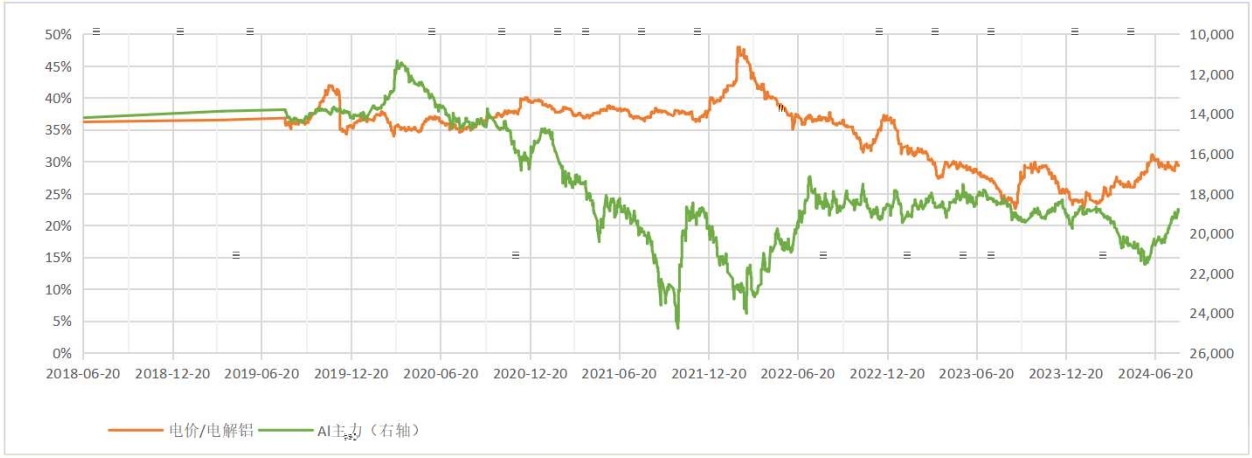
50%
45%
40%
35%
30%
25%
20%
15%
10%
5%
0%
10,000
12,000
14,000
16,000
18,000
20,000
22,000
24,000
26,000
2018-06-20
2018-12-20
2019-06-20
2019-12-20
2020-06-20
2020-12-20
2021-06-20
2021-12-20
2022-06-20
2022-12-20
2023-06-20
2023-12-20
2024-06-20
电价/电解铝
AI主力（右轴）

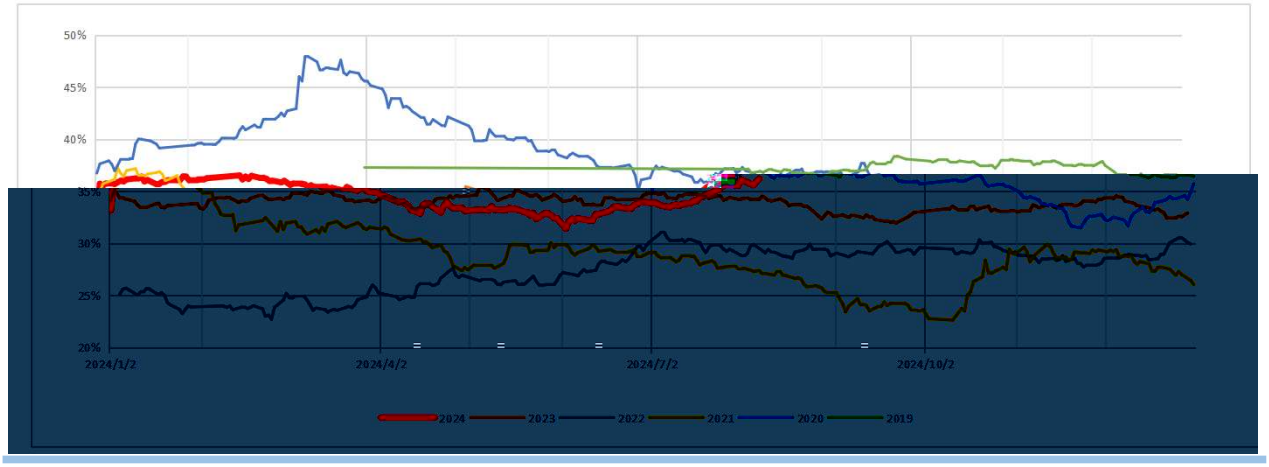
50%
45%
40%
35%
30%
25%
20%
2024/1/2
2024/4/2
2024/7/2
2024/10/2
2024
2023
2022
2021
2020
2019

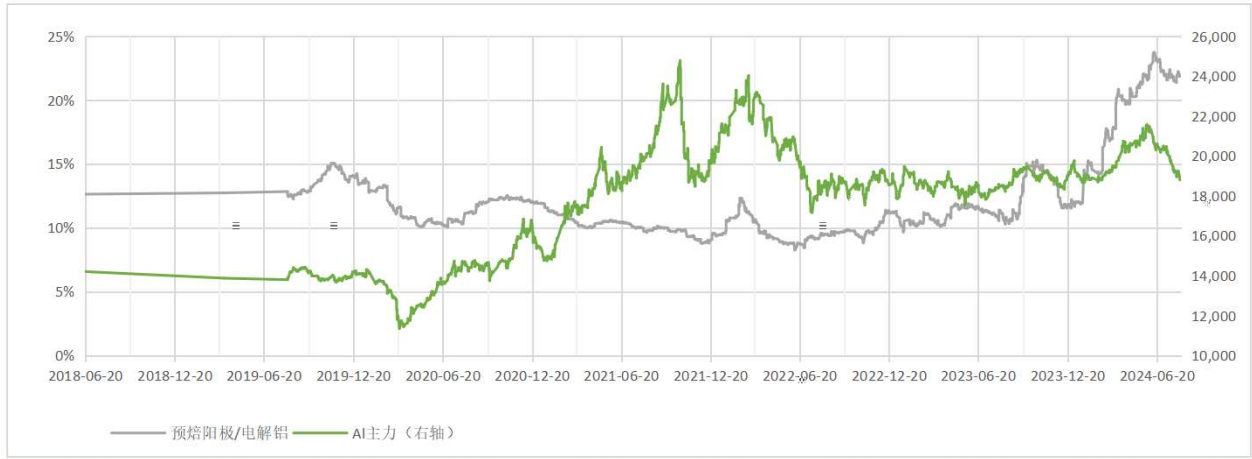
25%
20%
15%
10%
5%
0%
26,000
24,000
22,000
20,000
18,000
16,000
14,000
12,000
10,000
2018-06-20
2018-12-20
2019-06-20
2019-12-20
2020-06-20
2020-12-20
2021-06-20
2021-12-20
2022-06-20
2022-12-20
2023-06-20
2023-12-20
2024-06-20
预焙阳极/电解铝
AI主力（右轴）

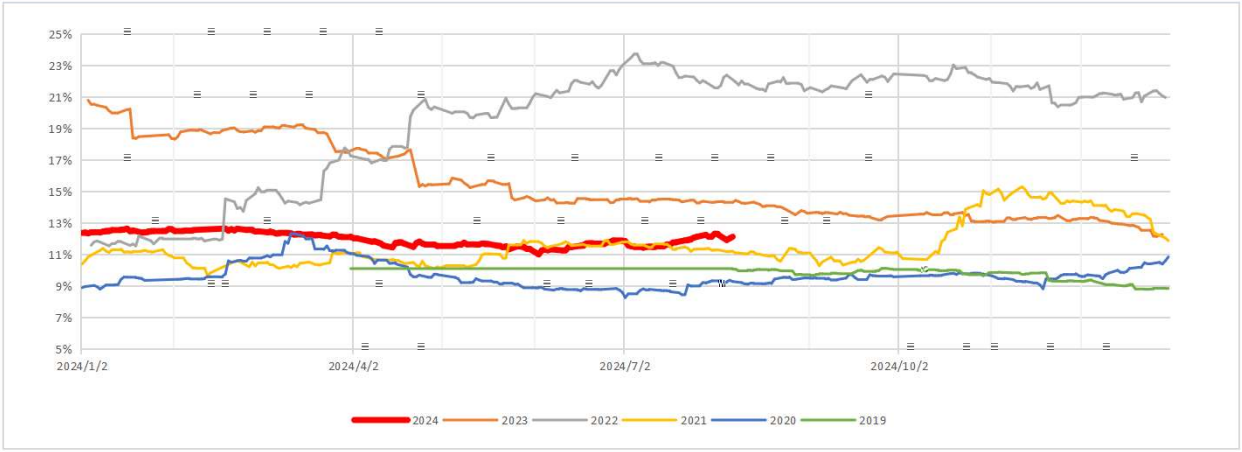
25%
23%
21%
19%
17%
15%
13%
11%
9%
7%
5%
2024/1/2
2024/4/2
2024/7/2
2024/10/2
2024
2023
2022
2021
2020
2019

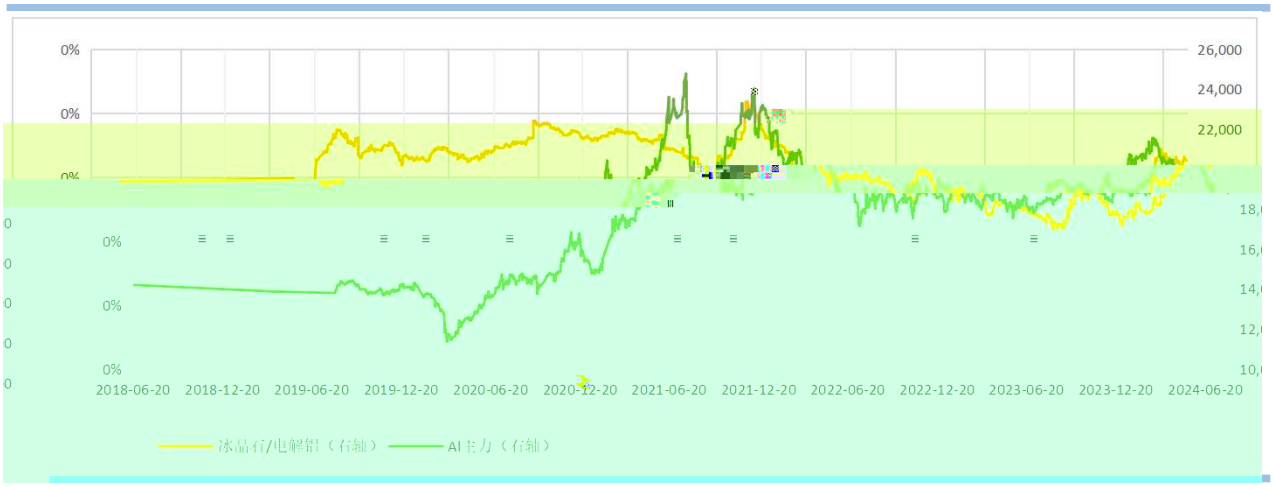
0%
26,000
24,000
22,000
2018-06-20
2018-12-20
2019-06-20
2019-12-20
2020-06-20
2020-12-20
2021-06-20
2021-12-20
2022-06-20
2022-12-20
2023-06-20
2023-12-20
2024-06-20
冰晶石/电解铝（右轴）
AI主力（右轴）

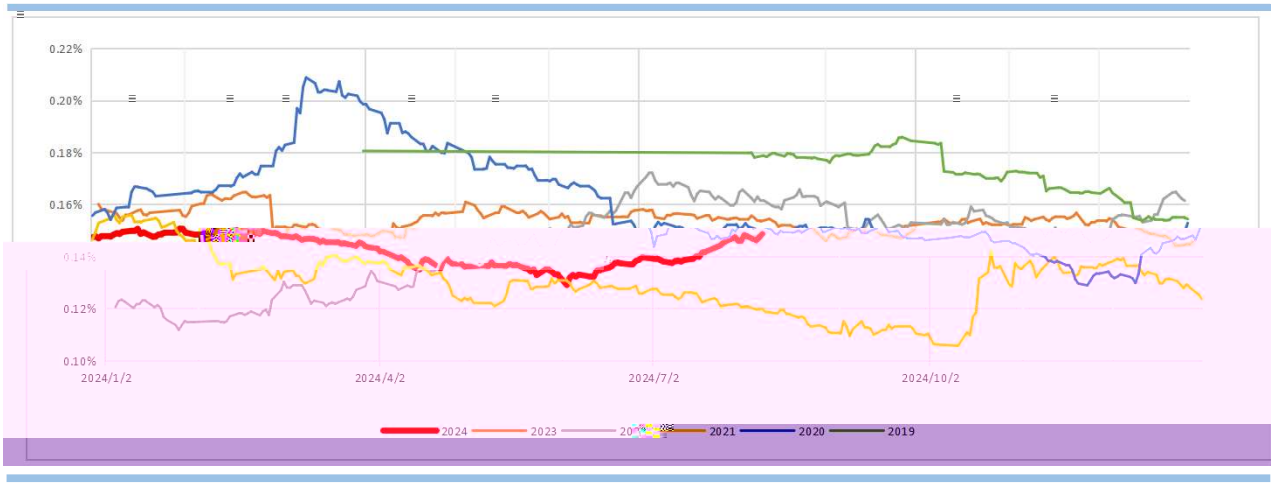
0.22%
0.20%
0.18%
0.16%
0.14%
0.12%
0.10%
2024/1/2
2024/4/2
2024/7/2
2024/10/2
2024
2023
2021
2020
2019

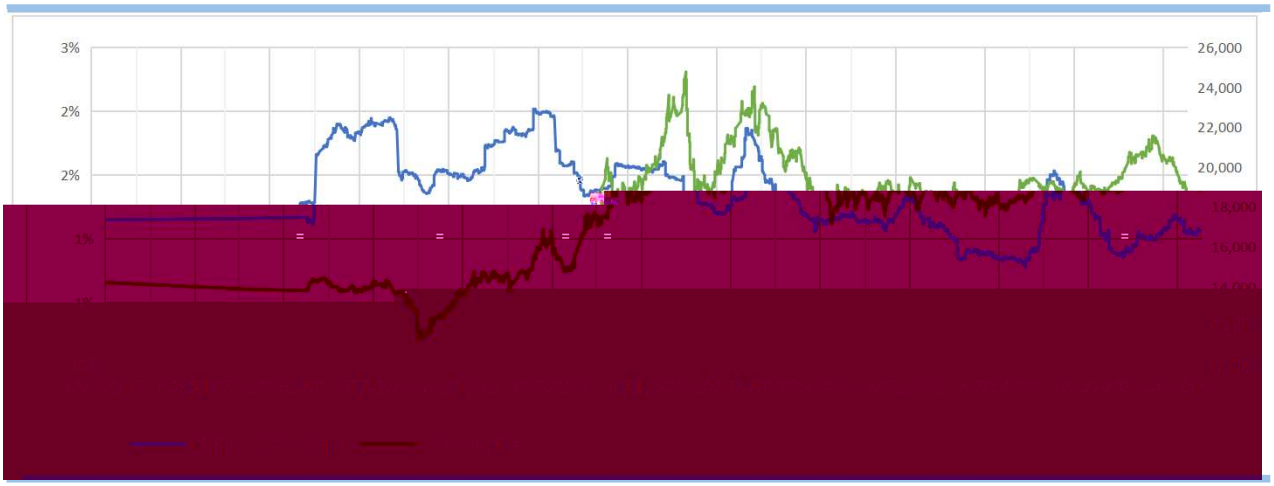
3%
2%
2%
1%
26,000
24,000
22,000
20,000
18,000
16,000

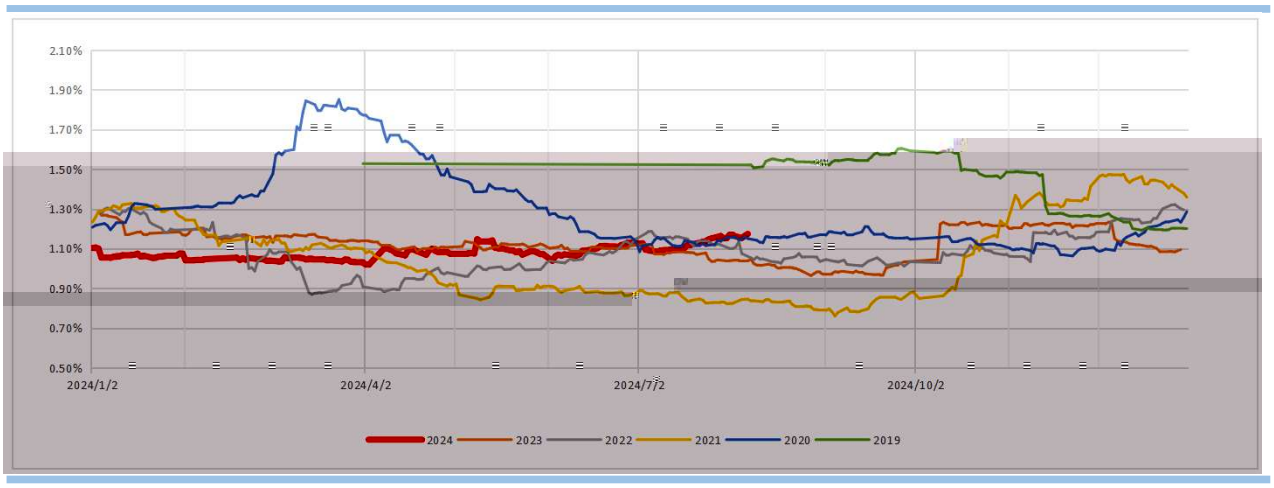
2.10%
1.90%
1.70%
1.50%
1.30%
1.10%
0.90%
0.70%
0.50%
2024/1/2
2024/4/2
2024/7/2
2024/10/2
2024
2023
2022
2021
2020
2019

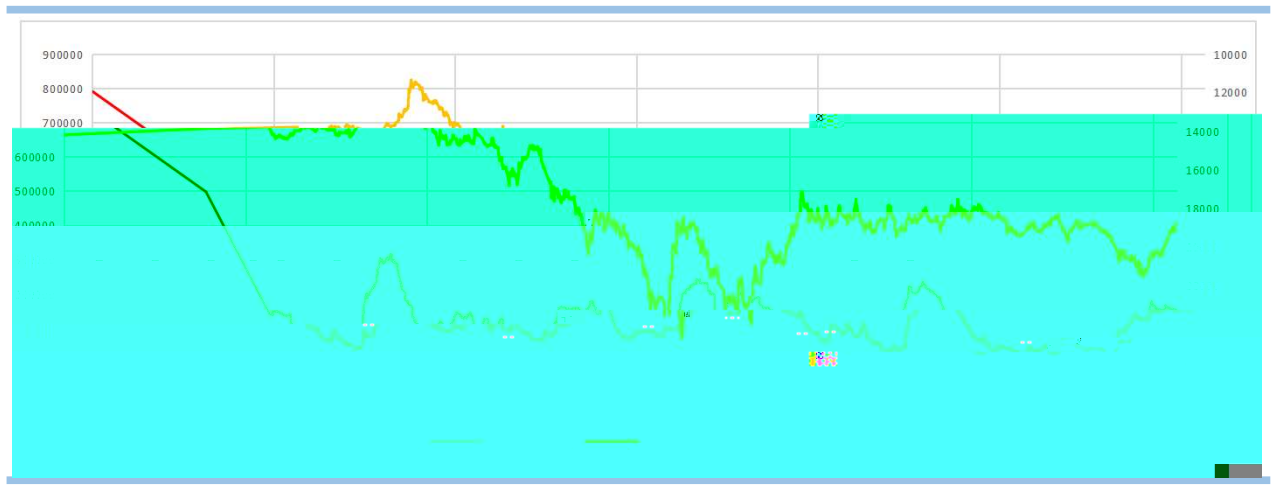
900000
800000
700000
600000
500000
10000
12000
14000
16000
18000

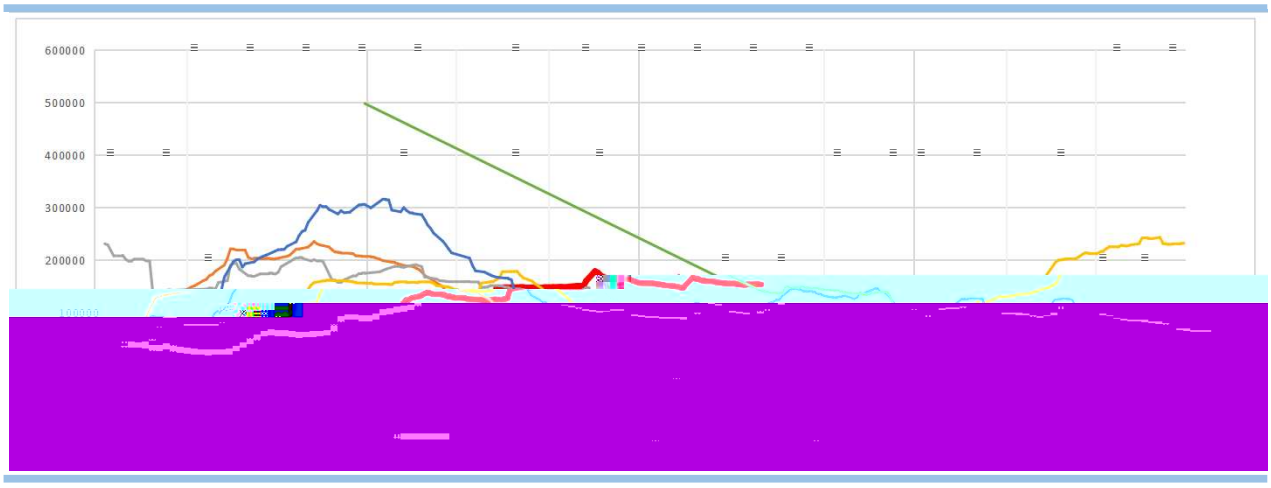
600000
500000
400000
300000
200000
100000

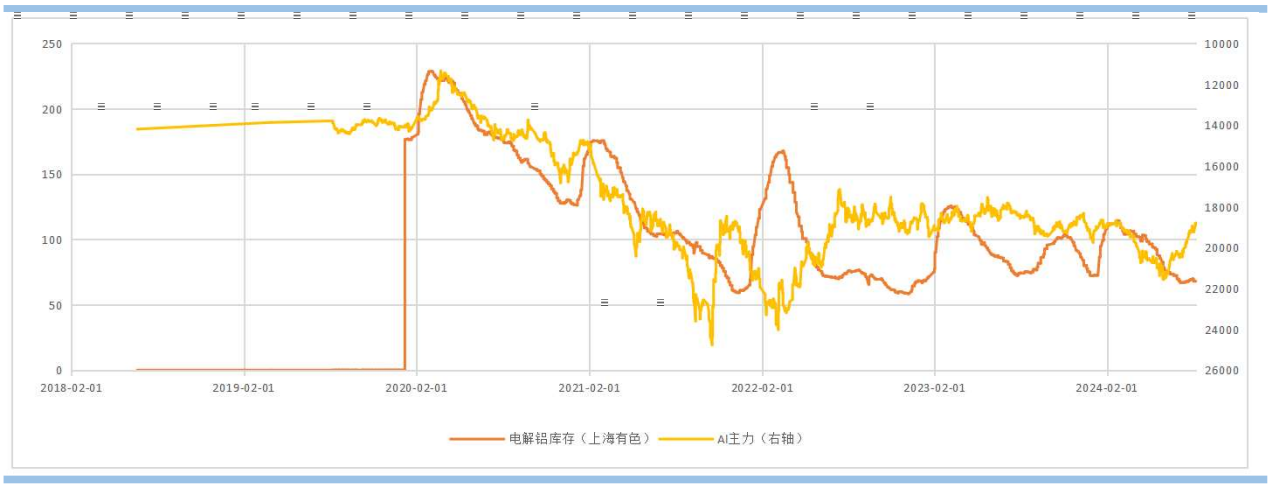
250
200
150
100
50
0
10000
12000
14000
16000
18000
20000
22000
24000
26000
2018-02-01
2019-02-01
2020-02-01
2021-02-01
2022-02-01
2023-02-01
2024-02-01
电解铝库存（上海有色）
Al主力（右轴）

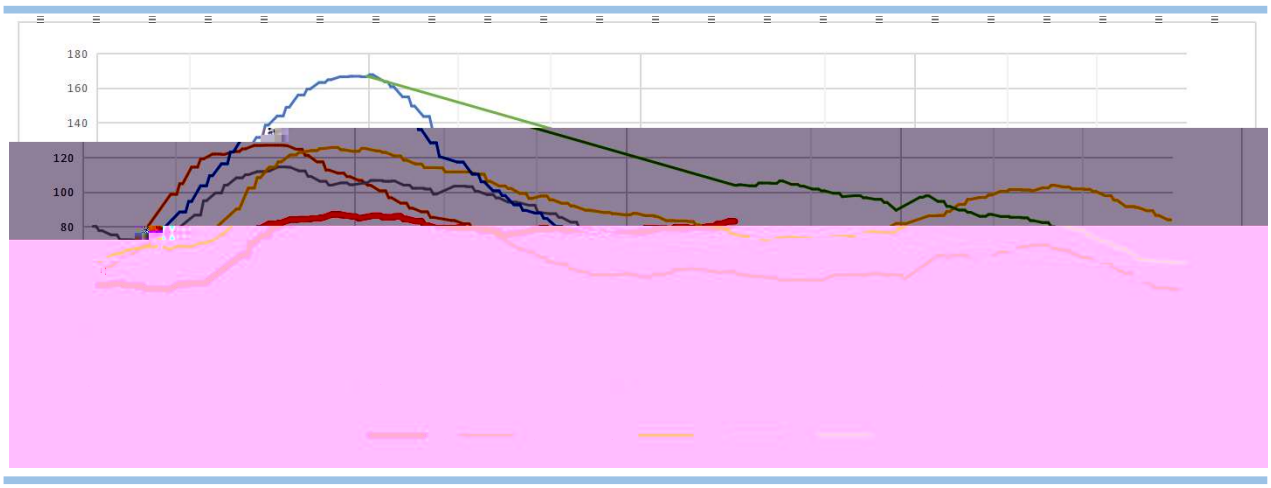
180
160
140
120
100
80

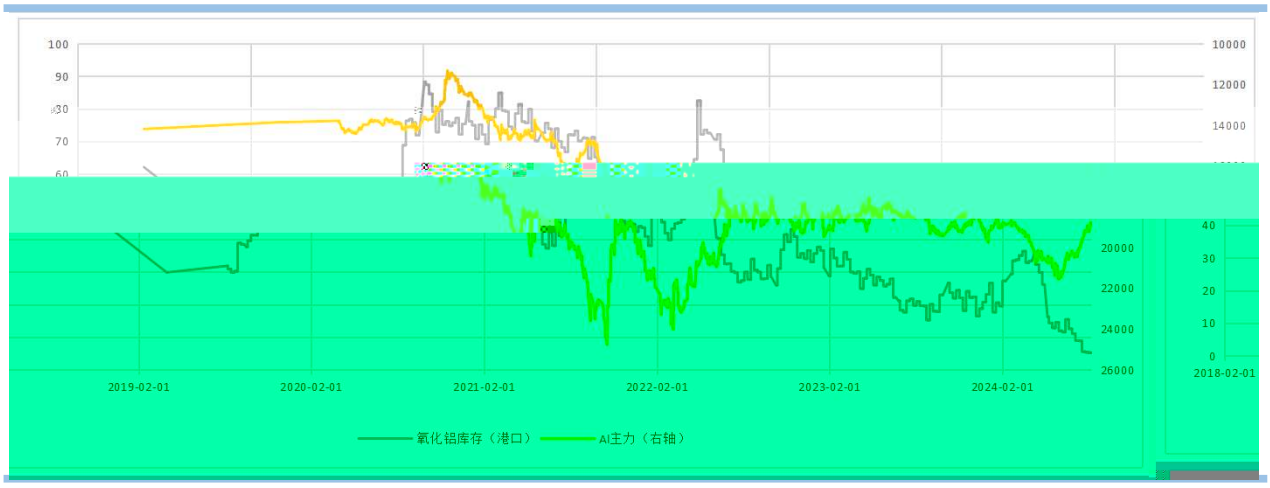
100
90
80
70
60
10000
12000
14000
20000
22000
24000
26000
40
30
20
10
0
2019-02-01
2020-02-01
2021-02-01
2022-02-01
2023-02-01
2024-02-01
2018-02-01
氧化铝库存（港口）
Al主力（右轴）

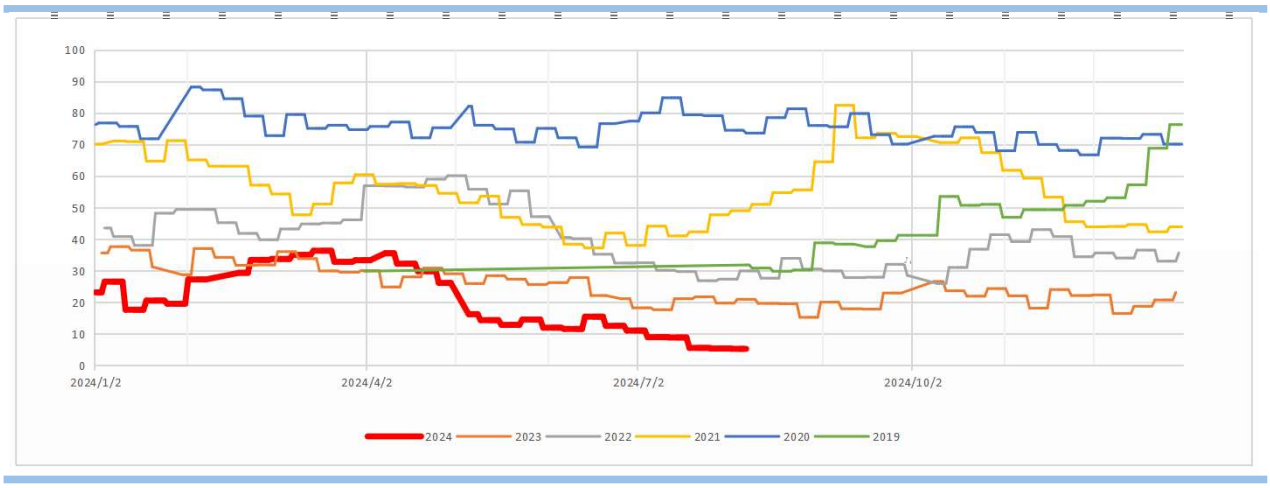
100
90
80
70
60
50
40
30
20
10
0
2024/1/2
2024/4/2
2024/7/2
2024/10/2
2024
2023
2022
2021
2020
2019